



**WE EMPOWER YOUTH  
WORKERS WITH DIGITAL  
TOOLS!**

**01-08 AUG 2022 / BRUSSELS**



[info@eudi.eu](mailto:info@eudi.eu)



[www.eudi.eu](http://www.eudi.eu)  
[www.eudevelopment.net](http://www.eudevelopment.net)



# WE EMPOWER YOUTH WORKERS WITH DIGITAL TOOLS!

ERASMUS+ PROJECT

## About Project

Digital transformation shapes youth work, education, the labor market, social life, and interpersonal relations. With the development of technology, the world is getting smaller and changing our lives. Therefore, individuals need to improve their digital skills (<https://bit.ly/2WeZ91K>).

In today's digital age, youth workers must also be prepared for and respond to the new opportunities, challenges, and demands of the age. The skills of applying to digital tools, reaching the right information, analyzing information, critical thinking, and effective use of technological systems should be developed. Based on this, we prepared our training course entitled We Empower Youth Workers with Digital Tools in order to enable youth workers to take an active role in developing and diversifying digital media environments, to create awareness about tools, to make the right meaning of the contents and to increase their digital competence. As stated in the "Young people, youth work and the digital world" section of the "THINKING SERIOUSLY ABOUT YOUTH WORK And how to prepare people to do it" report by the European Commission and the Council of Europe, 'there is consensus among actors that the digital competency levels of intermediaries may be insufficient to take full advantage of ICTs in their daily work.

Youth workers may experience obstacles in this respect, including personal attitudes towards technology and social media and confidence levels. " (<https://bit.ly/3D9L9d9>) And also as stated in the "Digital youth work: youth workers' balancing act between digital innovation and digital literacy insecurity" research (<https://bit.ly/2ZGEnNE>) "the Lack of sufficient digital training and confidence, digital technologies can disempower both youth workers and youth workshops participants" There is a need for and it is important to implement courses to offer improvement for youth workers in this field. Increasing the competencies of youth workers regarding digitalization can play a vital role in improving their connection to the youngsters that they work with.

# WE EMPOWER YOUTH WORKERS WITH DIGITAL TOOLS!

---

ERASMUS+ PROJECT

The youth workers that will attend to the project in youth work in areas such as environment, culture and arts, entrepreneurship, sustainable development, disability, social innovation, gender equality, human rights, and ICT technologies. Unfortunately, small NGOs with poor financial and human capacity cannot fully use digital media tools to establish effective communication, to reach more young people and to share their experiences and to involve the target audience in the process. Because they are not aware of these digital content and tools (especially free ones) or they are not competent in how to integrate them into their work. This situation causes the areas of influence of their activities to be quite limited. Their projects and various studies cannot reach large masses, and very few young people are aware of them and benefit from them.

They will recognize the Erasmus + opportunities that the groups they work with can benefit from. They will learn what the Europass CV and Youthpass concepts can be applied to their participants and what they do. They will learn from experts in ICT, distance education, STEM and digital teaching methods.

- Understand the impact of digitalization on youth work and youth and the importance of how it shapes societies, and transfer good practices to their own work.

# WE EMPOWER YOUTH WORKERS WITH DIGITAL TOOLS!

ERASMUS+ PROJECT

## Participant Profiles

**5 PARTICIPANTS PER PARTNER**

**NO AGE LIMIT.**

Participant profile are as follows:

- Youth workers/youth leaders working in NGOs
- NGO managers and members, youth counselors
- Youth workers who work voluntarily or professionally in the ICT field
- Youth workers/youth leaders who are curious but not equipped with ICT technologies
- Youth workers in a disadvantaged position (Possibility limited participants)
- Legal representatives, project managers, and coordinators of institutions
- Education and communication technologies experts
- Social service experts
- Non-formal education trainers and facilitators

# WE EMPOWER YOUTH WORKERS WITH DIGITAL TOOLS!

ERASMUS+ PROJECT

## Costs

Accommodation, travel, food will be covered within the Erasmus+ program. Most importantly, half of the travel costs will be reimbursed during the project and the remaining half will be reimbursed after approximately 2 months of the submission of all the original travel documents. Reimbursements will be done through bank transfer so as to assure the travel documents like boarding passes, bus, and train tickets.

### Maximum Travel Grant per Participant:

**Luxembourg, 180€**

**Greece, Slovakia, Lithuania, Italy, Poland and Hungary 275€**

**Estonia 320€**

**Turkey 360€**

**P.S:** Please keep your all boarding passes and tickets (bus, public bus, train, etc.) for reimbursement.

### IMPORTANT NOTE

Please do not buy any tickets before consulting and confirming with Project Coordinator. The Coordinator will not take any responsibility for tickets bought without confirmation. Please ask for the Coordinator's approval before finalizing the purchase for your travel plans for this project.


# WE EMPOWER YOUTH WORKERS WITH DIGITAL TOOLS!

---

ERASMUS+ PROJECT

## ■ Schedule

Will be shared soon...



# WE EMPOWER YOUTH WORKERS WITH DIGITAL TOOLS!

ERASMUS+ PROJECT

## 8 Interesting Facts About Brussels

Brussels, the capital city of Belgium, is well-known for many things – politics, history, architecture, and cuisine just to name a few. It is easy to be captivated by this relatively small city because of its rich culture and charm. Here are eight interesting facts about Brussels to inspire a visit to this European capital destination.

- Brussels is the political capital of Europe, and it is home to 40,000 EU employees and 4,000 NATO employees. So, not surprisingly, about 27 percent of the residents in Brussels are not Belgium citizens.
- Belgians do not share one common language. In fact, there are THREE official languages in Belgium. In Brussels, people mostly speak French, but all public signs and documents are in French and Flemish Dutch. The third language spoken here is German.
- The Justice Palace (Palais de Justice) in Brussels is the largest court in the world at 26,000 square metres (that's 28,000 square feet).
- Brussels is a major producer of beer, waffles, and chocolate – yum! There are more than 800 brands of beer for sale in the city.
- Let's talk more about the chocolate, shall we? It can, of course, be found all around the capital city, but did you know – the airport in Brussels is the largest chocolate selling point in the world!
- Attention french fry lovers! Chips, commonly known as french fries, were created in Brussels. The city has an impressive 138 restaurants per square mile, and at almost all of them you can find some variation of french fries on the menu. There is even a french fry museum!
- From chocolate and fries to...brussels sprouts? Yes, the love-it or hate-it vegetable was broadly grown in Brussels in the 16th century, and kids have been avoiding them ever since.
- Speaking of vegetables, the largest agricultural, forestry and agri-food fair in Europe, Foire de Libramont is held in Brussels in July.

# WE EMPOWER YOUTH WORKERS WITH DIGITAL TOOLS!


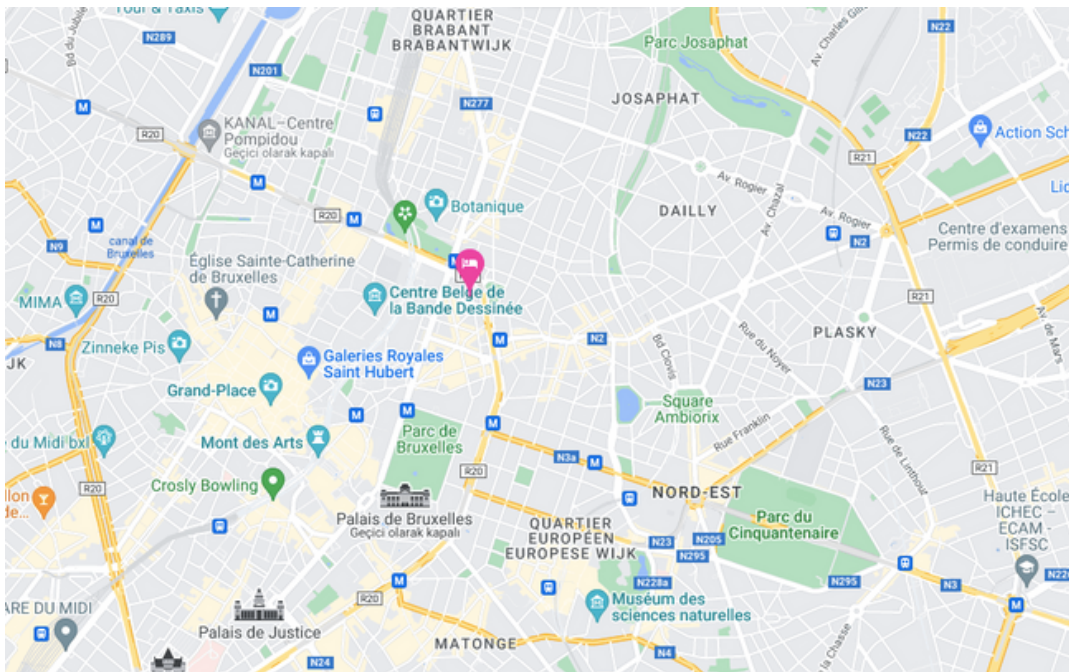
ERASMUS+ PROJECT

## HOTEL

Youth Hostel Jacques Brel

[www.lesaubergesdejeunesse.be/en/jacques-brel-youth-hostel](http://www.lesaubergesdejeunesse.be/en/jacques-brel-youth-hostel)

Rue de la Sablonnière 30, 1000 Bruxelles, Belgium





# WE EMPOWER YOUTH WORKERS WITH DIGITAL TOOLS!

ERASMUS+ PROJECT

## HOW TO REACH THE HOTEL (From Brussels Airport / Zaventem)

**Youth Hostel Jacques Brel**

[www.lesaubergesdejeunesse.be/en/jacques-brel-youth-hostel](http://www.lesaubergesdejeunesse.be/en/jacques-brel-youth-hostel)

Rue de la Sablonnière 30, 1000 Bruxelles, Belgium

**From Brussels Airport to Youth Hostel Jacques Brel, departs from Brussels Airport - Zaventem.**

**27 min**

1. Board IC at Brussels Airport - Zaventem
2. Arrive at location: Get off at Brussel-North
3. Head south on Aarschotstraat/Rue d'Aerschot toward Rue Allard/Allardstraat
4. Board 61 at Gare du Nord
5. Arrive at location: Get off at Sint-Joost-ten-Node Kruidtuin
6. Head south on Koningsstraat/Rue Royale/N21 toward Galileelaan/Av. Galilée
7. Turn left onto Rue de la Sablonnière/Zavelput
8. Enter the roundabout
9. Arrive at location: Youth Hostel Jacques Brel

For the best route leaving now visit <https://maps.app.goo.gl/A27rjLnq69HCj6Zv7>

# WE EMPOWER YOUTH WORKERS WITH DIGITAL TOOLS!

ERASMUS+ PROJECT

## HOW TO REACH THE HOTEL (From Charleroi Airport)

**Youth Hostel Jacques Brel**

[www.lesaubergesdejeunesse.be/en/jacques-brel-youth-hostel](http://www.lesaubergesdejeunesse.be/en/jacques-brel-youth-hostel)

Rue de la Sablonnière 30, 1000 Bruxelles, Belgium

**From Charleroi Airport to Youth Hostel Jacques Brel, departs from Charleroi Airport.**

**1 hr 22 min**

1. Board flibco.com at Charleroi Airport
2. Arrive at location: Get off at Brussels Midi / Brussel Zuid West
3. Head northeast on Rue de France/Frankrijkstraat
4. Turn right
5. Walk for 400 m
6. Head southeast toward Avenue Fonsny/N265
7. Turn right onto Avenue Fonsny/N265
8. Board IC at Brussels-South railway station
9. Arrive at location: Get off at Brussel-Centraal
10. Head northwest
11. Turn right toward Putterie/Putterij
12. Sharp right onto Putterie/Putterij
13. Board 29 at Centraal Station
14. Arrive at location: Get off at Treurenberg
15. Head northeast on Rue de l'Enseignement/Onderrichtsstraat toward Rue de la Tribune/Kanselstraat
16. Continue onto Pl. de la Liberté/Vrijheidsplaats
17. Continue onto Bondstraat/Rue de l'Association
18. Turn right onto Rue du Gouvernement Provisoire/Voorlopig Bewindstraat
19. Turn left onto Rue de la Révolution/Omwentelingsstraat
20. Enter the roundabout
21. Arrive at location: Youth Hostel Jacques Brel

For the best route leaving now visit <https://maps.app.goo.gl/Hse8odYwERPP Ldj7A>

# WE EMPOWER YOUTH WORKERS WITH DIGITAL TOOLS!

ERASMUS+ PROJECT

## Useful Infos

### Personal spending money

As a general rule, any cash machine that displays the Visa badge can be used by Plus cardholders and those displaying the MasterCard badge can be used by Cirrus cardholders. Recognized international credit cards and debit cards with a 4 digit PIN can also be used at shops.

### Health/medical insurance/Visa

Please make sure you have adequate personal insurance (medical, travel/cancellation, personal possessions) for the duration of the event. There is no budget for insurance&Visa, so you should pay for your own.

### Smoking/non-smoking arrangements ??

Belgium introduced a law to make all closed public places and workplaces not allowed to smoke.

### Electrical voltage

Belgium standard voltage is 220 V 50 hz, with 2 round pins plugs. You may wish to bring an adapter with you.

### Emergency Number

In a medical emergency as a result of an accident, violence or a fire, call **100** (in Belgium) or **112** (valid throughout the European Union).

# WE EMPOWER YOUTH WORKERS WITH DIGITAL TOOLS!

ERASMUS+ PROJECT

## What do you need?

### 1. Casual Wears

- During the Project, you will be in a non-formal learning period. You will have ice breaker games, outdoor activities and workshops. So you should have casual wears for your comfort.

### 2. Cultural Night Preparations

- A mixed, enjoyable, cultural night waiting for you!

- To contribute to this night and present your culture, you should make some preparations. Some cultural drinks and foods, prepare cultural music and dance and be ready to teach everybody your dance!

### 3. Presenting Materials of Your Organisation

- Also you will have an opportunity to promote your projects, campaigns, to build partnerships. So you can prepare some brochures, cards, posters or any materials about your organization.

### 4. Full Motivation and Energy :)

